

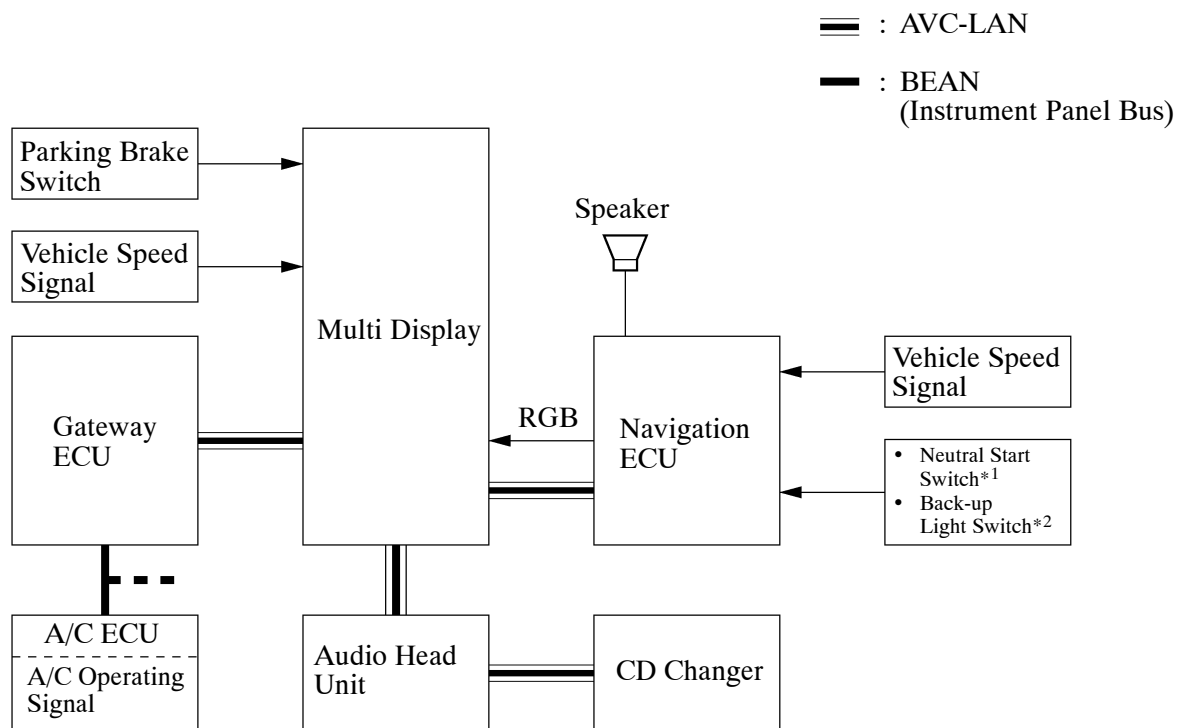
## ACCESSORIES

### ■ MULTI DISPLAY

#### 1. General

- A multi display has been provided on the center cluster panel as an option only for Europe model. The display, which consists of a wide 7.0-inch LCD (Liquid Crystal Display) screen with a pressure sensitive touch panel, offers improved ease of use.
- Through the use of the GPS (Global Positioning System) and map data in a DVD (Digital Versatile Disc), this navigation system analyzes the position of the vehicle and indicates that position on the map that is displayed on the screen. Additionally, it provides voice instructions to guide the driver through the route to reach the destination that has been selected.
- Upon receiving the operation information from the A/C ECU that is transmitted by the gateway ECU, the navigation information that is transmitted by the navigation ECU, and the operation information from audio unit, multi display displays these data on the display.

#### 2. System Diagram

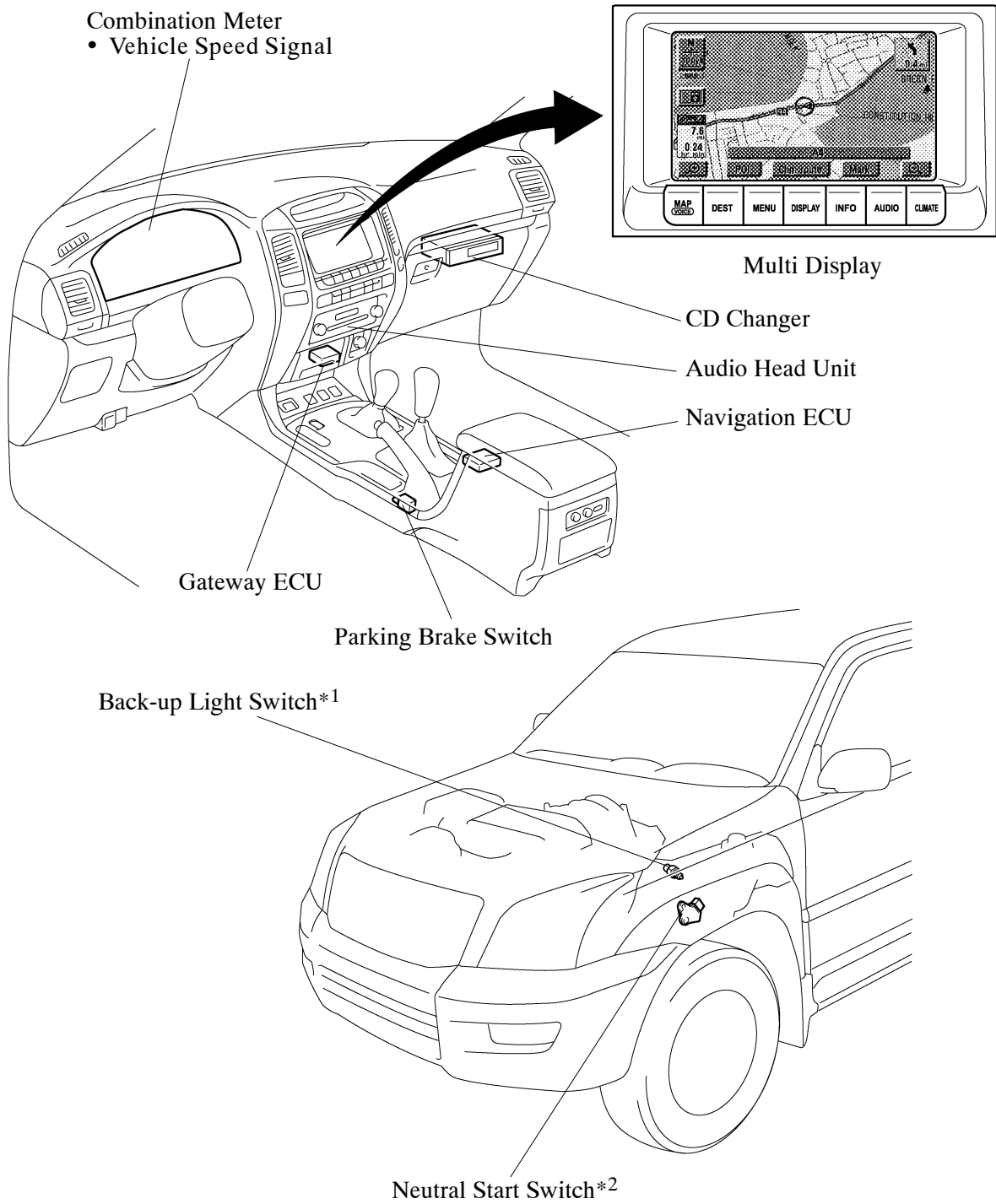


233BE32

\*1: Models with Automatic Transmission

\*2: Models with Manual Transmission

### 3. Layout of Component



BE

\*1: Models with Manual Transmission

\*2: Models with Automatic Transmission

233BE33

## 4. Construction and Operation

### Multi Display

#### 1) General

Items listed below are the main functions of the multi display.

Function	Outline
Audio Screen Display	<ul style="list-style-type: none"><li>• Status of audio equipment and audio operation screen indication.</li><li>• Sound quality adjustment screen indication.</li></ul>
On-screen Display	Display the operating condition of the air conditioner.
Adjustment Screen Display	Image quality adjustment screen indication.
Navigation Screen Display	<ul style="list-style-type: none"><li>• Language selector display.</li><li>• Enlargement/reduction, rotation and movement of map.</li><li>• Indication of current position and direction of travel.</li><li>• Correction of current position.</li><li>• Setting change and indication of route.</li><li>• Voice guidance.</li></ul> There are many additional functions
Diagnosis Screen Display	<ul style="list-style-type: none"><li>• Service Check Menu.</li><li>• Display Check.</li><li>• Navigation Check.</li></ul>

## 2) Navigation Screen Display

Based on the map data on the DVD, signal from the GPS satellites, signals from the built-in gyro sensor, and signals from the vehicle's speed sensor, the vehicle's present position, direction of travel, and driven distance are calculated and displayed on the navigation display. This screen has the display functions listed below.

	Item	Function
Map Display	Linear Touch Scroll	Enables smooth scrolling by connecting the touch points on the screen
	On-route Scroll	Scrolls the center of the cursor forward and reverse constantly along the route.
	Heading Up	Displays the map so that the direction of the route progression head up during route guidance.
	Map Color Change	Automatically changes the map display color by season.
	Front Wide	Displays a map in the direction of travel of the vehicle in an enlarged form. (Heading up only)
	Step-less Scale Display	Changes the scale of the map from the basic 13 steps to an even finer display.
	Direct Scale Change	Directly selects and displays the map scale.
	Multi-step Scale Display	Changes and displays the map scale in 13 stages.
	Split-view Display	Displays different modes on a screen that is split into two views.
	Points-of-Interest Display	Displays selected types of marks on the map.
	Taillight-interlocked Map Color Change	Changes the displayed color on the map screen when the taillights are turned ON.
	Road Number Sign Board Display	Displays the road number on the map.
Destination Search	Last Destination Memory	Stores 20 locations of coordinates, names and times that have been set as destinations in the past.
	Hybrid Points-of-interest Search	Narrows the search by names of the points-of-interest, category, and areas.
	Points-of-interest Pinpoint Display	Pinpoints and displays the position of the point-of-interest.
	House Number Search	Searches for a house number.
	Preset Destinations	Sets a pre-registered point as a destination point while driving.
	Nearest Point-of-interest Search List Display	Searches nearest points-of-interest and displays a list.
	Intersection Search	By specifying two streets, the point at which they intersection is set as the destination point.
	Motorway Entrance / Exit Search	Searches for the destination by the name of the street that connects to a motorway entrance / exit.
Route Search	Multiple Destination Setting	Sets multiple destinations. It can also rearrange the sequence of the destinations.
	Route Search	Searches for multiple routes.
	Search Condition Designation	Searches for the recommended, shortest, and other routes.
	Regulated Road Consideration	Performs search while considering regulated roads.
	Avoidance Area	Avoids a designated area and searches a route.

(Continued)


Item		Function
Guidance	Destination Direction Arrow Display	Function to display the direction from the current position to the destination in case of being off the route during the guidance.
	Off-Route Arrow Display	Function to display the route ahead on the route guidance line in case of being off the route during the guidance.
	Rotary Guidance	To guide with a special voice phrase in the rotary.
	Right or Left Turn Guidance	Voice guidance to instruct the direction of travel to be taken.
	Motorway Direction of Travel Guidance	Voice guidance to instruct the direction of travel to take on the motorway.
	Distance Display Destination	Displays the distance from the present location to the destination.
	Motorway Branch Type Specimen Guidance	Type specimen for guidance to a motorway branch.
	Intersection Zoom-in Display	Zoom-in display when approaching an intersection.
	Turn List Display	Displays a turn list on the right side of the two-screen display when approaching an intersection.
Others	Language Selector	The language of the text displayed on the navigation screen and of the voice guidance can be selected from 8 languages (English, French, German, Italian, Dutch, Spanish, Portuguese and Swedish).
	Calendar	Enables calendar display until 2020 and memo registration.

### 3) Diagnosis Screen Display

The navigation display is equipped with a self-diagnosis system and can display the diagnosis menus shown on the right.

The diagnosis menu contains the following three items

- a) Service Check Menu
- b) Display Check
- c) Navigation Check



187BE37

See the Land Cruiser/Land Cruiser Prado Repair Manual (Pub. No. RM990E) for detail of Diagnosis Screen Start-up procedure.